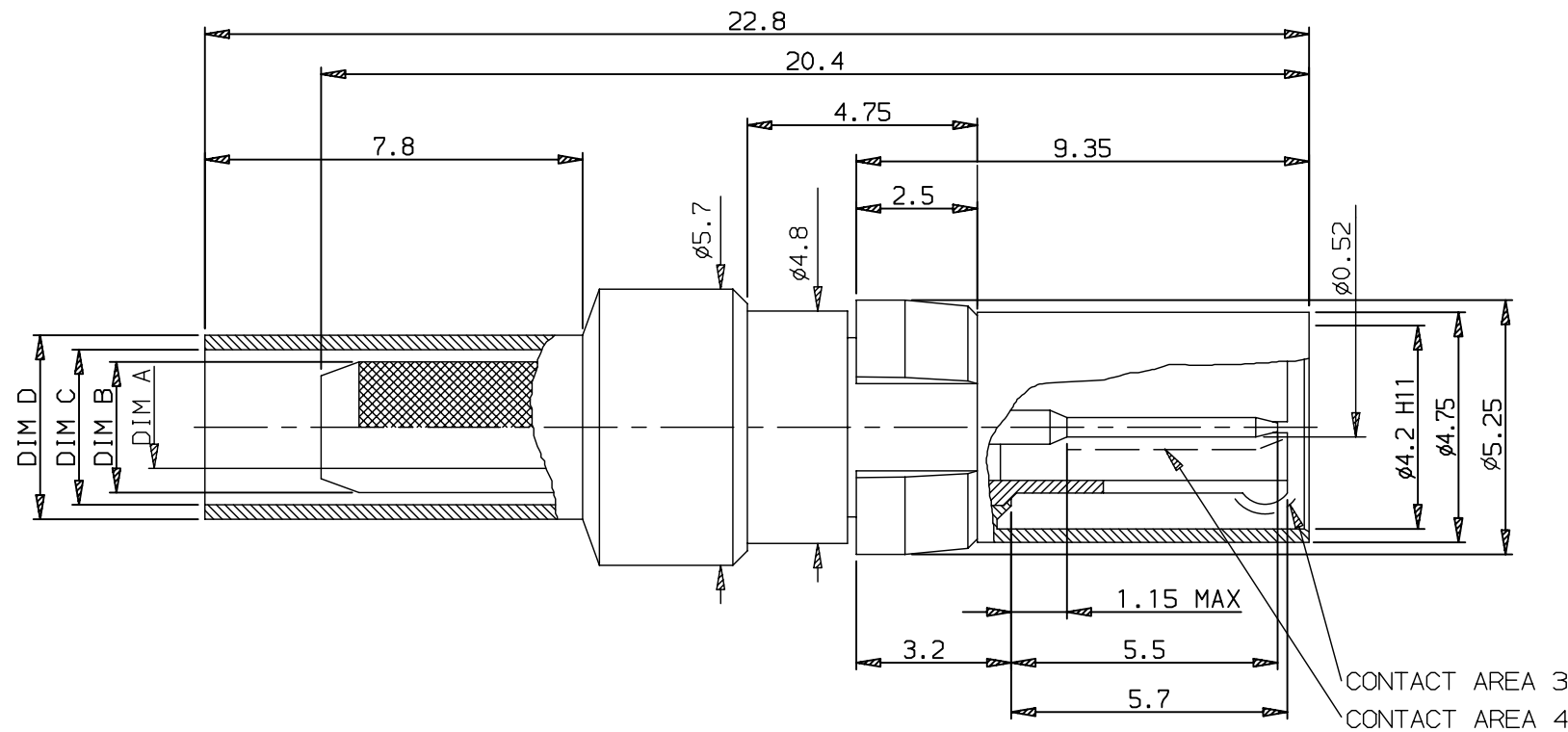


LEAD-FREE PART NUMBER	DIM A ∅	DIM B ∅	DIM C ∅	DIM D ∅	CABLE TYPE	IMPEDANCE
77427-X11LF	1.2	1.70	2.2	3.20	RG178 B/U RG196 A/U	50 Ohm
77427-X21LF	1.70	2.70	3.20	3.80	RG174 A/U RG188 A/U RG316 /U	50 Ohm
77427-X31LF	1.70	2.70	3.58	4.30	RG316/U2 SHIELDED	50 Ohm

PLATING CODE X	PLATING CONTACT AREA 1 AND 3	PLATING CONTACT AREA 2 AND 4
1	1.3um Au min.	1.3um Au min.



Copyright FCI, FCj

NOTES:

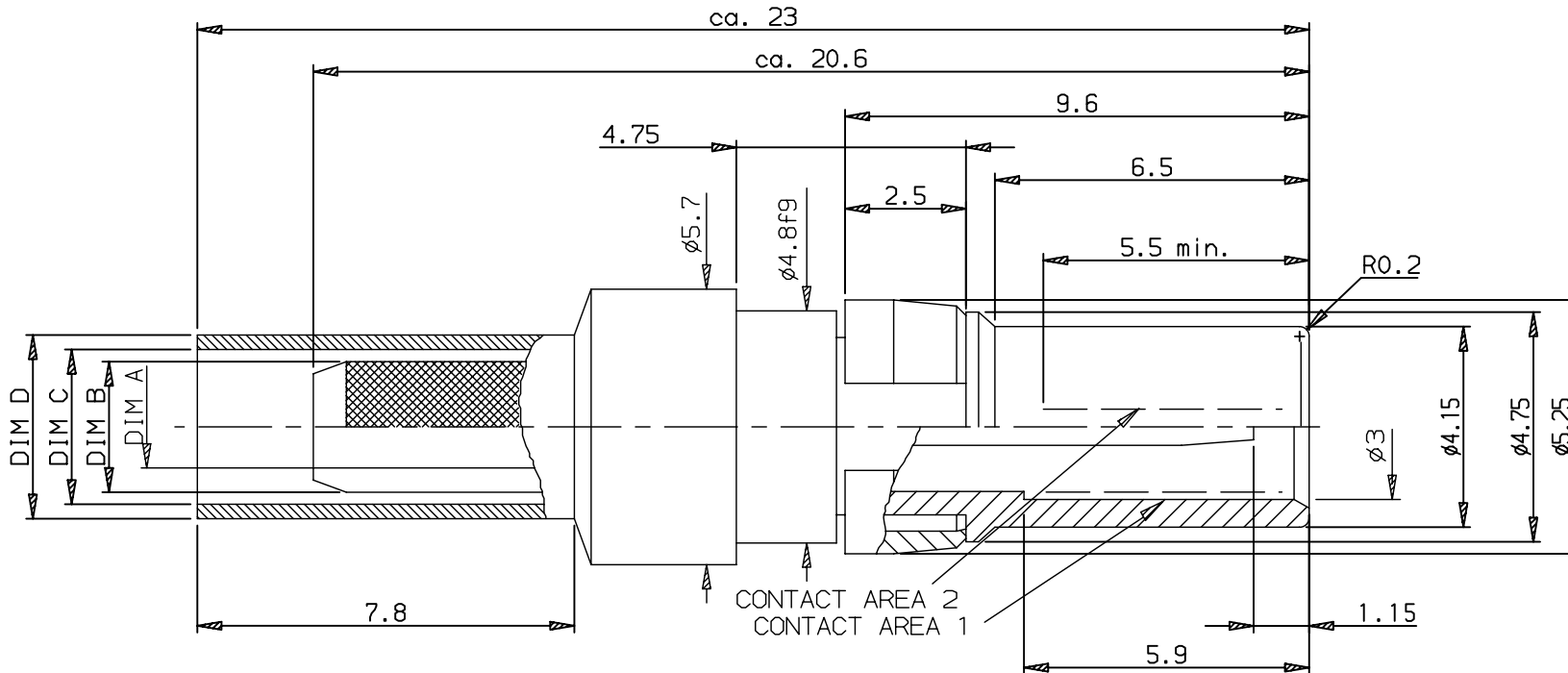
1. UNDERPLATING Ni
2. DIMENSIONS ACCORDING DIN 41626
3. THIS PRODUCT WITH "LF" SUFFIX MEETS EUROPEAN UNION DIRECTIVES AND OTHER COUNTRY REGULATIONS AS DESCRIBED IN GS -22-008.
4. THE PRODUCT IS NOT INTENDED TO BE EXPOSED TO A MANUFACTURING SOLDER PROCESS.
5. PACKAGING SPEC: SEE GS-14-920

rev	ecn no	dr	date
N	LS06-0022	LGO	2006/03/06
P	LS07-0214	LGO	2007/08/20
R	LS08-0057	LGO	2008/02/18
-	-	-	-
-	-	-	-
-	-	-	-

www.fciconnect.com		surface ISO 1302 ✓	tolerance std ISO 406 ISO 1101	projection mm
TOLERANCES UNLESS OTHERWISE SPECIFIED				
Dr	GOISNARD	2006/03/06	ANGULAR	0.X ±0.1
Eng	GOISNARD	2006/03/06	LINEAR	0.XX ±0.1
Chr	LEGARE	2006/03/06	0.XX' ±2'	0.XXX ±0.1
Appr	LEGARE	2006/03/06	Product family	BACKPANEL
title MALE COAX INSERT STRAIGHT CTW			projection A3	Scale 10
catalog no			size A3	ECN LS08-0057
Customer			Spec ref	-
dwg no 77427			Rev. R	sheet 1 of 5

REV F - 2006-04-17

LEAD-FREE PART NUMBER	DIM A ∅	DIM B ∅	DIM C ∅	DIM D ∅	CABLE TYPE	IMPEDANCE
77427-X12LF	1.05	1.70	2.25	3.20	RG178B/U RG196A/U	50 Ohm
77427-X22LF	1.70	2.70	3.20	3.80	RG174A/U RG179B/U RG187A/U RG188A/U RG316/U	50 Ohm
77427-X32LF	1.70	2.70	3.58	4.30	L910/9-/19	50 Ohm



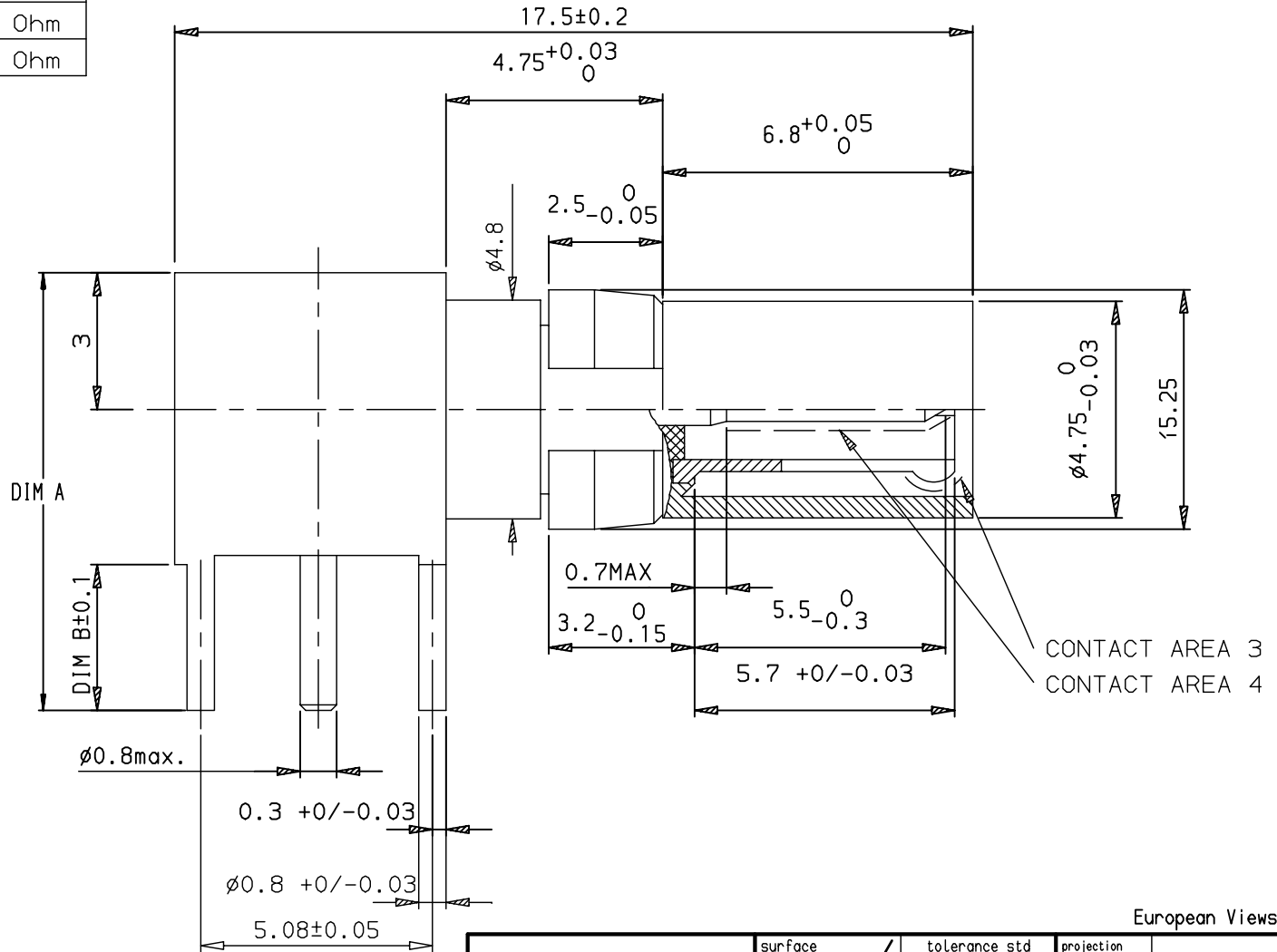
NOTES:

1. UNDERPLATING Ni
2. DIMENSIONS ACCORDING DIN 41626
3. THIS PRODUCT WITH "LF" SUFFIX MEETS EUROPEAN UNION DIRECTIVES AND OTHER COUNTRY REGULATIONS AS DESCRIBED IN GS -22-008.
4. THE PRODUCT IS NOT INTENDED TO BE EXPOSED TO A MANUFACTURING SOLDER PROCESS.
5. PACKAGING SPEC: SEE GS-14-920
6. CONTACT AREA PLATING: SEE SHEET 1

European Views

www.fciconnect.com		surface ISO 1302 ✓	tolerance std ISO 406 ISO 1101	projection ⊕	mm
TOLERANCES UNLESS OTHERWISE SPECIFIED					
Dr	GOISNARD	2006/03/06	ANGULAR	0.X ±0.1	size A3
Eng	GOISNARD	2006/03/06	LINEAR	0.XX ±0.1	Scale 10
Chr	LEGARE	2006/03/06	0.XX ±2'	0.XXX ±0.1	ECN LS08-0057
Appr	LEGARE	2006/03/06	Product family	BACKPANEL	Spec ref -
		COAX INSERT FEMALE STRAIGHT CTW		dwg no 77427	Rev. R
catalog no		-		CUSTOMER	sheet 2 of 5

LEAD-FREE PART NUMBER	DIM A	DIM B	IMPEDANCE
77427-X03LF	9.6	3.2	50 Ohm
77427-X13LF	10.4	4.0	50 Ohm



NOTES:

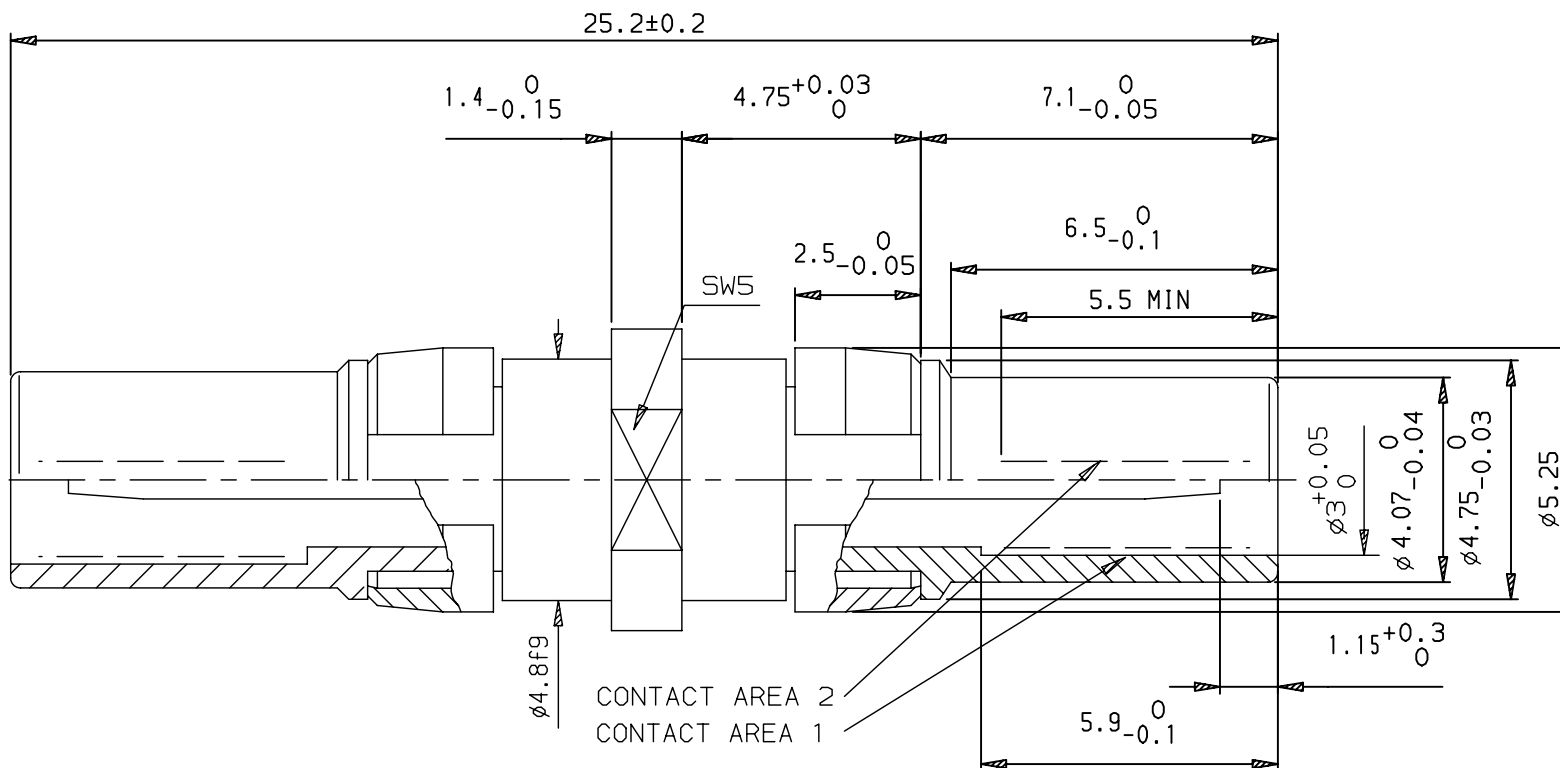
- 1.UNDERPLATING Ni
- 2.DIMENSIONS ACCORDING TO DIN 41626
- 3.GENERAL TOLERANCE ± 0.10
- 4.THIS PRODUCT WITH "LF" SUFFIX MEETS EUROPEAN UNIDIRECTIVES AND OTHER COUNTRY REGULATIONS AS DESCRIBED IN GS -22-008.
- 5.THE PRODUCT WILL WITHSTAND 260 DEGREE PEAK TEMPERATURE FOR 30 SECONDS IN A WAVE SOLDER APPLICATION WITH 1.6mm MINIMUM THICK CIRCUIT BOARD. MANUFACTURING SOLDER PROCESS.
- 6.PACKAGING SPEC: SEE GS-14-920

European Views

www.fciconnect.com		surface ISO 1302 <input checked="" type="checkbox"/>	tolerance std ISO 406 ISO 1101	projection 	mm
TOLERANCES UNLESS OTHERWISE SPECIFIED					
Dr	GOISNARD	2006/03/06	ANGULAR	0.X	± 0.1
Eng	GOISNARD	2006/03/06	LINEAR	0.XX	± 0.1
Chr	LEGARE	2006/03/06	0.XX' $\pm 2'$	0.XXX	± 0.1
Appr	LEGARE	2006/03/06	Product family	BACKPANEL	Spec ref -
		title MALE COAX INSERT R.A. STB		dwg no 77427	Rev. R
catalog no		-		CUSTOMER	sheet 3 of 5

REV F - 2006-04-17

LEAD-FREE P/N	IMPEDANCE
77427-X04LF	50 Ohm



NOTES:

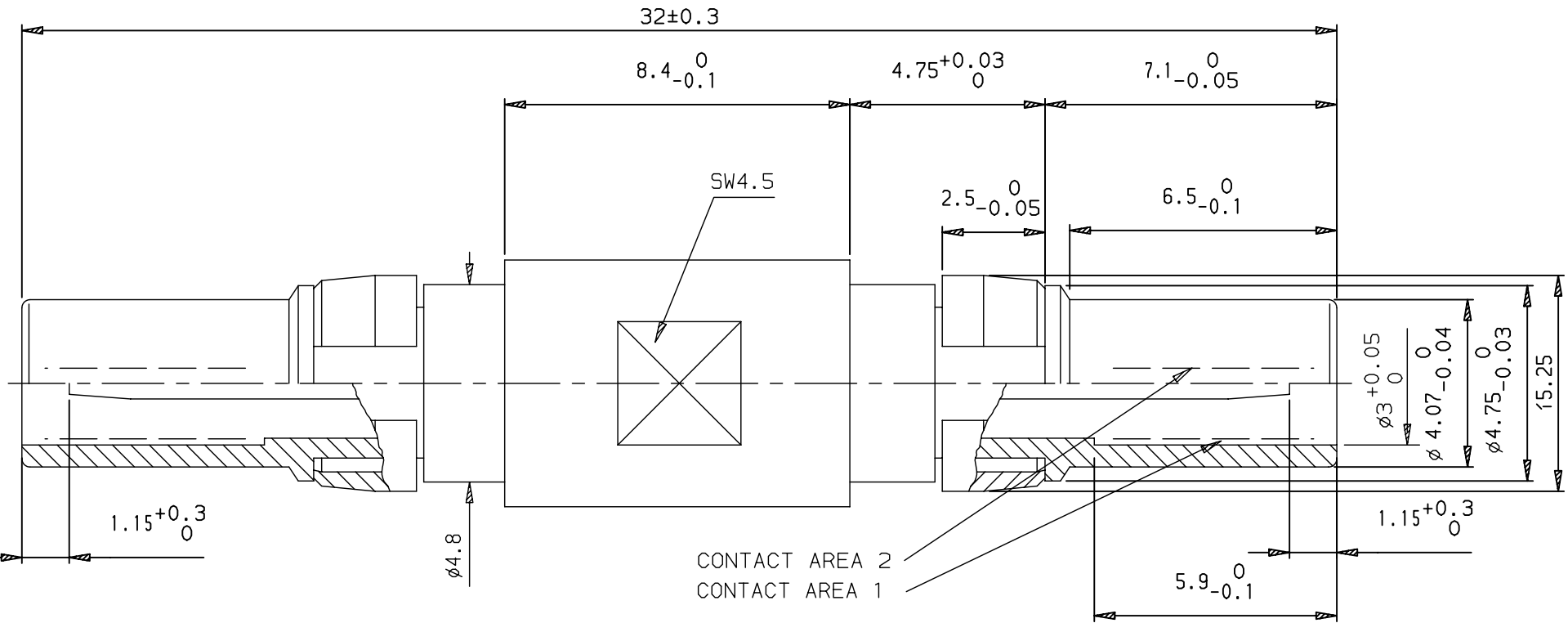
- 1.UNDERPLATING Ni
- 2.DIMENSIONS ACCORDING TO DIN 41626
- 3.GENERAL TOLERANCE ±0.10
- 4.THIS PRODUCT WITH "LF" SUFFIX MEETS EUROPEAN UNION DIRECTIVES AND OTHER COUNTRY REGULATIONS AS DESCRIBED IN GS -22-008.
- 5.THE PRODUCT IS NOT INTENDED TO BE EXPOSED TO A MANUFACTURING SOLDER PROCESS.
- 6.PACKAGING SPEC: SEE GS-14-920
- 7.CONTACT AREA PLATING: SEE SHEET 1

European Views

www.fciconnect.com		surface ISO 1302 ✓	tolerance std ISO 406 ISO 1101	projection mm
TOLERANCES UNLESS OTHERWISE SPECIFIED				
Dr	GOISNARD	2006/03/06	ANGULAR	0.X ±0.1
Eng	GOISNARD	2006/03/06	LINEAR	0.XX ±0.1
Chr	LEGARE	2006/03/06	0.XX' ±2'	0.XXX ±0.1
Appr	LEGARE	2006/03/06	Product family	BACKPANEL
title COAX COUPLER			size A3	Scale 10
title FEMALE 50 SHORT			ECN LS08-0057	Spec ref -
catalog no -			dwg no 77427	Rev. R
CUSTOMER			sheet 4 of 5	

REV F - 2006-04-17

LEAD-FREE P/N	IMPEDANCE
77427-X05LF	50 Ohm



- NOTES:
- 1.UNDERPLATING Ni
 - 2.DIMENSIONS ACCORDING TO DIN 41626
 - 3.GENERAL TOLERANCE ±0.10
 - 4.THIS PRODUCT WITH "LF" SUFFIX MEETS EUROPEAN UNION DIRECTIVES AND OTHER COUNTRY REGULATIONS AS DESCRIBED IN GS -22-008.
 - 5.THE PRODUCT IS NOT INTENDED TO BE EXPOSED TO A MANUFACTURING SOLDER PROCESS.
 - 6.PACKAGING SPEC: SEE GS-14-920
 - 7.CONTACT AREA PLATING: SEE SHEET 1

www.fciconnect.com		surface ISO 1302 ✓	tolerance std ISO 406 ISO 1101	projection ⊕	mm
TOLERANCES UNLESS OTHERWISE SPECIFIED					
Dr	GOISNARD	2006/03/06	ANGULAR	0.X ±0.1	size A3 Scale 10
Eng	GOISNARD	2006/03/06	LINEAR	0.XX ±0.1	
Chr	LEGARE	2006/03/06	0.XX' ±2'	0.XXX ±0.1	ECN LS08-0057
Appr	LEGARE	2006/03/06	Product family	BACKPANEL	Spec ref -
FCj		title COAX COUPLER FEMALE 50 LONG		dwg no 77427	
catalog no		-		CUSTOMER sheet 5 of 5	

REV F - 2006-04-17